Datasheet for ABIN1499478

anti-MEK2 antibody

3 Images

Go to Product page

Overview

Quantity:	100 µL
Target:	MEK2 (MAP2K2)
Reactivity:	Human, Mouse, Dog
Host:	Mouse
Clonality:	Monoclonal
Application:	Western Blotting (WB), Immunofluorescence (IF)

Product Details

Immunogen:	Full length human recombinant protein of human MAP2K2(NP_109587) produced in HEK293T cell. Type of Immunogen: Recombinant protein
Clone:	5B4
Isotype:	IgG1
Specificity:	Human MKK2 / MEK2
Purification:	Protein A/G purified

Target Details

Target:	MEK2 (MAP2K2)
Alternative Name:	MAP2K2 / MKK2 / MEK2 (MAP2K2 Products)
Background:	Name/Gene ID: MAP2K2

Copyright antibodies-online. All rights reserved.

Target Details

	Subfamily: MAP2K Family: Protein Kinase Synonyms: MAP2K2, ERK activator kinase 2, MAP kinase kinase 2, MAPK/ERK kinase 2, MAPKK 2, MKK2, MEK 2, MEK2, MAPKK2, PRKMK2
Gene ID:	5605
NCBI Accession:	NP_109587
UniProt:	P36507
Pathways:	MAPK Signaling, RTK Signaling, Fc-epsilon Receptor Signaling Pathway, Neurotrophin Signaling Pathway, Activation of Innate immune Response, Toll-Like Receptors Cascades, Signaling of Hepatocyte Growth Factor Receptor, BCR Signaling

Application Details

Application Notes:	Approved: IF (1:100), WB (1:200 - 1:2000)
Comment:	Target Species of Antibody: Human
Restrictions:	For Research Use only

Handling

Format:	Liquid
Concentration:	Lot specific
Buffer:	PBS, pH 7.3, 1 % BSA, 50 % glycerol, 0.02 % sodium azide
Preservative:	Sodium azide
Precaution of Use:	This product contains Sodium azide: a POISONOUS AND HAZARDOUS SUBSTANCE which should be handled by trained staff only.
Handling Advice:	Minimize freezing and thawing.
Storage:	-20 °C
Storage Comment:	Store at -20°C. Avoid freeze-thaw cycles.

Copyright antibodies-online. All rights reserved.

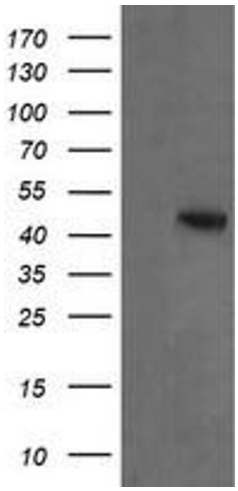

Image 1.

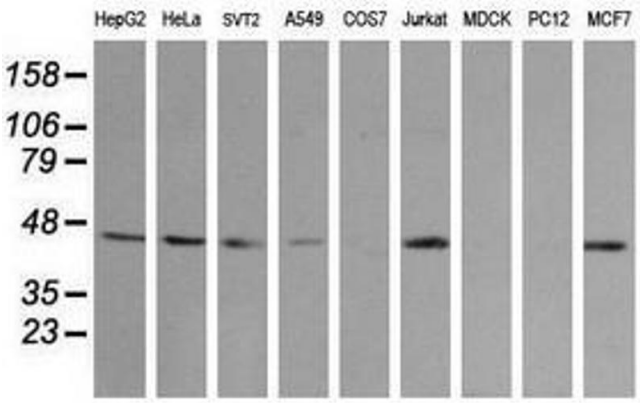

Image 2.

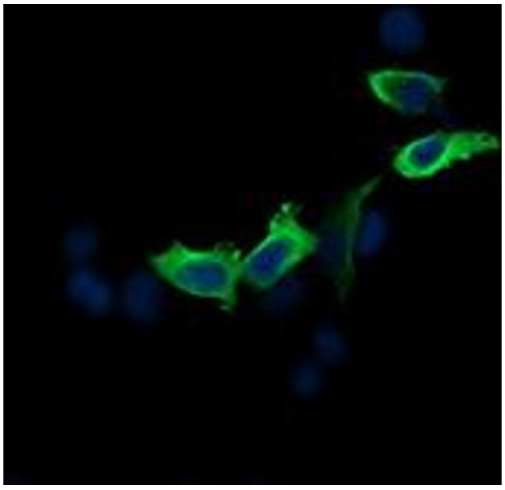

Image 3.

 Copyright antibodies-online. All rights reserved.