Datasheet for ABIN1845969

anti-NPC1 antibody (AA 34-174)

6 Images

Go to Product page

Overview

Quantity:	100 µL
Target:	NPC1
Binding Specificity:	AA 34-174
Reactivity:	Human
Host:	Mouse
Clonality:	Monoclonal
Conjugate:	This NPC1 antibody is un-conjugated
Application:	ELISA, Western Blotting (WB), Immunohistochemistry (IHC), Flow Cytometry (FACS)

Product Details

Immunogen:	Purified recombinant fragment of human NPC1 (AA: 34-174) expressed in E. coli.
Isotype:	IgG1
Purification:	Purified

Target Details

Target:	NPC1
Alternative Name:	NPC1 (NPC1 Products)
Background:	This gene encodes a large protein that resides in the limiting membrane of endosomes and lysosomes and mediates intracellular cholesterol trafficking via binding of cholesterol to its N-terminal domain.It is predicted to have a cytoplasmic C-terminus, 13 transmembrane domains, and 3 large loops in the lumen of the endosome - the last loop being at the N-terminus.This

Target Details

	protein transports low-density lipoproteins to late endosomal/lysosomal compartments where they are hydrolized and released as free cholesterol.Defects in this gene cause Niemann-Pick type C disease, a rare autosomal recessive neurodegenerative disorder characterized by over accumulation of cholesterol and glycosphingolipids in late endosomal/lysosomal compartments.
Molecular Weight:	142.2 kDa

Application Details

Restrictions:	For Research Use only

Handling

Buffer:	Purified antibody in PBS with 0.05% sodium azide and 0.5% protein stabilizer.
Preservative:	Sodium azide
Precaution of Use:	This product contains sodium azide: a POISONOUS AND HAZARDOUS SUBSTANCE which should be handled by trained staff only.
Storage:	-20 °C
Storage Comment:	Aliquot and store at -20 °C.

Images

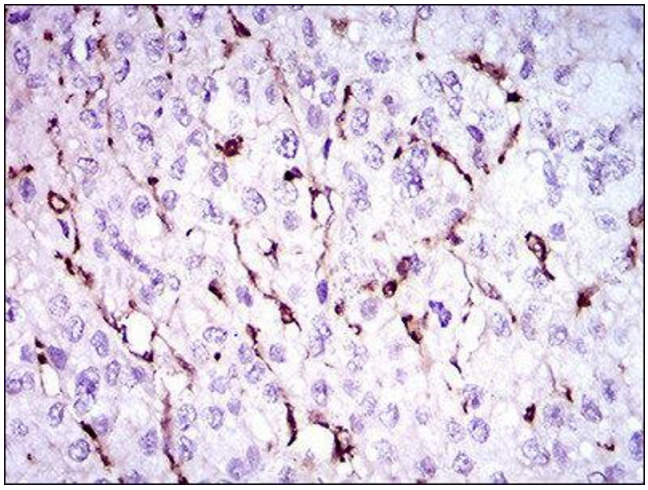

Immunohistochemistry

Image 1.

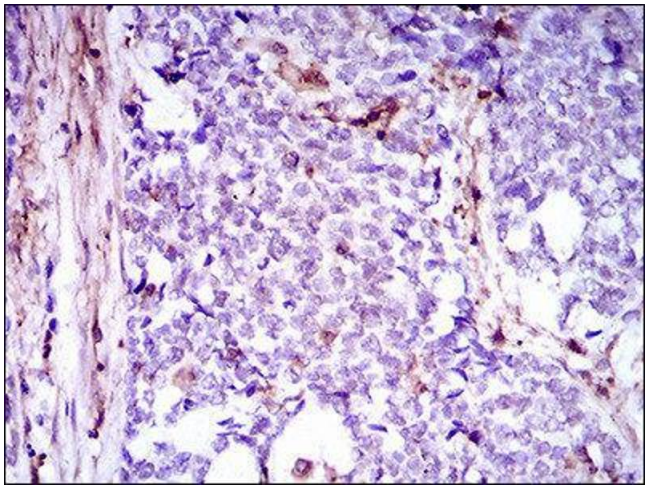

Immunohistochemistry

Image 2.

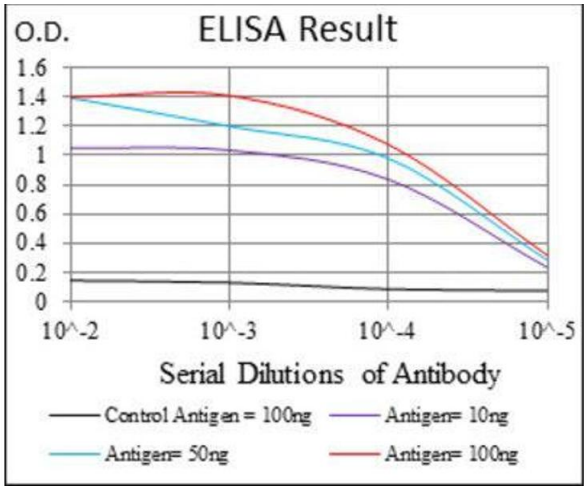

ELISA

Image 3.

Please check the product details page for more images. Overall 6 images are available for ABIN1845969.