Datasheet for ABIN521084

anti-TRAF1 antibody (AA 1-416)

3 Images

Go to Product page

Overview

Quantity:	100 µg
Target:	TRAF1
Binding Specificity:	AA 1-416
Reactivity:	Human
Host:	Mouse
Clonality:	Monoclonal
Conjugate:	This TRAF1 antibody is un-conjugated
Application:	Western Blotting (WB), ELISA, Immunoprecipitation (IP)

Product Details

Purpose:	Mouse monoclonal antibody raised against a full-length recombinant TRAF1.
Immunogen:	TRAF1 (AAH24145, 1 a.a. ~ 416 a.a) full-length recombinant protein with GST tag. MW of the GST tag alone is 26 KDa.
Sequence:	MASSSGSSPR PAPDENEFPF GCPPTVCQDP KEPRALCCAG CLSENPRNGE DQICPKCRGE DLQSISPGSR LRTQEKAHPE VAEAGIGCPF AGVGCSFKGS PQSVQEHEVT SQTSHLNLLL GFMKQWKARL GCGLESGPMA LEQNLSDLQL QAAVEVAGDL EVDCYRAPCS ESQEELALQH FMKEKLLAEL EGKLRVFENI VAVLNKEVEA SHLALATSIH QSQLDRERIL SLEQRVVELQ QTLAQKDQAL GKLEQSLRLM EEASFDGTFL WKITNVTRRC HESACGRTVS LFSPAFYTAK YGYKLCLRLY LNGDGTGKRT HLSLFIVIMR GEYDALLPWP FRNKVTFMLL DQNNREHAID AFRPDLSSAS FQRPQSETNV ASGCPLFFPL SKLQSPKHAY VKDDTMFLKC IVETST
Clone:	1A6

 Copyright antibodies-online. All rights reserved.

Product Details

Isotype:	IgG1
Cross-Reactivity:	Human
Characteristics:	Antibody Reactive Against Recombinant Protein.

Target Details

Target:	TRAF1
Alternative Name:	TRAF1 (TRAF1 Products)
Background:	Full Gene Name: TNF receptor-associated factor 1 Synonyms: EBI6,MGC:10353
Gene ID:	7185
Pathways:	NF-kappaB Signaling, Apoptosis, Cell-Cell Junction Organization, Asymmetric Protein Localization

Application Details

Application Notes:	Optimal working dilution should be determined by the investigator.
Restrictions:	For Research Use only

Handling

Buffer:	In 1x PBS, pH 7.4
Handling Advice:	Aliquot to avoid repeated freezing and thawing.
Storage:	-20 °C
Storage Comment:	Store at -20°C or lower. Aliquot to avoid repeated freezing and thawing.

Copyright antibodies-online. All rights reserved.

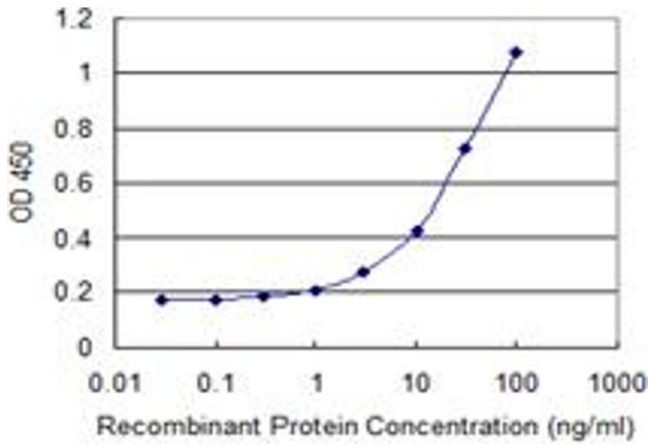

ELISA

Image 1. Detection limit for recombinant GST tagged TRAF1 is 1 ng/ml as a capture antibody.



Immunoprecipitation

Image 2. Immunoprecipitation of TRAF1 transfected lysate using anti-TRAF1 monoclonal antibody and Protein A Magnetic Bead , and immunoblotted with TRAF1 MaxPab rabbit polyclonal antibody.



Western Blotting

Image 3. Western Blot detection against Immunogen (71.5 KDa) .

 Copyright antibodies-online. All rights reserved.