Datasheet for ABIN529600

anti-SLAP2 antibody (AA 1-261)

3 Images

Go to Product page

Overview

Quantity:	100 µL
Target:	SLAP2 (SLA2)
Binding Specificity:	AA 1-261
Reactivity:	Human
Host:	Rabbit
Clonality:	Polyclonal
Conjugate:	This SLAP2 antibody is un-conjugated
Application:	Western Blotting (WB), Immunoprecipitation (IP)

Product Details

Purpose:	Rabbit polyclonal antibody raised against a full-length human SLA2 protein.
Immunogen:	SLA2 (NP_115590.1, 1 a.a. ~ 261 a.a) full-length human protein.
Sequence:	MGSLPSRRKS LPSPSLSSSV QGQGPVTMEA ERSKATAVAL GSFPAGGPAE LSLRLGEPLT IVSEDGDWWT VLSEVSGREY NIPSVHVAKV SHGWLYEGLS REKAEELLLL PGNPGGAFLI RESQTRRGSY SLSVRLSRPA SWDRIRHYRI HCLDNGWLYI SPRLTFPSLQ ALVDHYSELA DDICCLLKEP CVLQRAGPLP GKDIPLPVTV QRTPLNWKEL DSSLLFSEAA TGEESLLSEG LRESLSFYIS LNDEAVSLDD A
Cross-Reactivity:	Human
Characteristics:	Antibody reactive against mammalian transfected lysate.

Copyright antibodies-online. All rights reserved.

Target Details

Target:	SLAP2 (SLA2)
Alternative Name:	SLA2 (SLA2 Products)
Background:	Full Gene Name: Src-like-adaptor 2 Synonyms: C20orf156,FLJ21992,MGC49845,SLAP-2,SLAP2
Gene ID:	84174
NCBI Accession:	NM_032214

Application Details

Application Notes:	Optimal working dilution should be determined by the investigator.
Restrictions:	For Research Use only

Handling

Format:	Liquid
Buffer:	No additive
Preservative:	Without preservative
Handling Advice:	Aliquot to avoid repeated freezing and thawing.
Storage:	-20 °C
Storage Comment:	Store at -20°C or lower. Aliquot to avoid repeated freezing and thawing.

Images

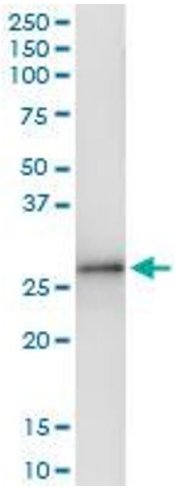

Immunoprecipitation

Image 1. Immunoprecipitation of SLA2 transfected lysate using anti-SLA2 MaxPab rabbit polyclonal antibody and Protein A Magnetic Bead , and immunoblotted with SLA2 MaxPab mouse polyclonal antibody (B01) .

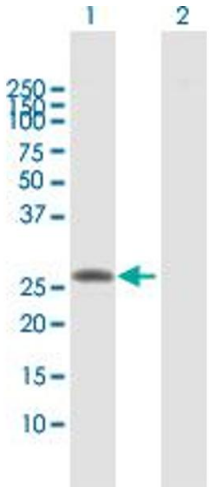

Western Blotting

Image 2. Western Blot analysis of SLA2 expression in transfected 293T cell line by SLA2 MaxPab polyclonal antibody.

Lane 1: SLA2 transfected lysate(28.60 KDa).

Lane 2: Non-transfected lysate.



Western Blotting

Image 3. SLA2 MaxPab rabbit polyclonal antibody. Western Blot analysis of SLA2 expression in human colon.