Datasheet for ABIN563885

anti-HERC3 antibody (AA 1-109)

3 Images

Go to Product page

Overview

Quantity:	100 µg
Target:	HERC3
Binding Specificity:	AA 1-109
Reactivity:	Human
Host:	Mouse
Clonality:	Monoclonal
Conjugate:	This HERC3 antibody is un-conjugated
Application:	Western Blotting (WB), ELISA, Immunohistochemistry (Paraffin-embedded Sections) (IHC (p))

Product Details

Purpose:	Mouse monoclonal antibody raised against a partial recombinant HERC3.
Immunogen:	HERC3 (NP_055421, 1 a.a. ~ 109 a.a) partial recombinant protein with GST tag. MW of the GST tag alone is 26 KDa.
Sequence:	MLCWGYWSLG QPGISTNLQG IVAEPQVCGF ISDRSVKEVA CGGNHSVFLL EDGEVYTCGL NTKGQLGHER EGNKPEQIGA LADQHIIHVA CGESHSLALS DRGQLFSWG
Clone:	2C1
Isotype:	IgG1
Cross-Reactivity:	Human
Characteristics:	Antibody Reactive Against Recombinant Protein.

Target Details

Target:	HERC3
Alternative Name:	HERC3 (HERC3 Products)
Background:	Full Gene Name: hect domain and RLD 3 Synonyms: KIAA0032
Gene ID:	8916
NCBI Accession:	NM_014606

Application Details

Application Notes:	Optimal working dilution should be determined by the investigator.
Restrictions:	For Research Use only

Handling

Buffer:	In 1x PBS, pH 7.4
Handling Advice:	Aliquot to avoid repeated freezing and thawing.
Storage:	-20 °C
Storage Comment:	Store at -20°C or lower. Aliquot to avoid repeated freezing and thawing.

Images

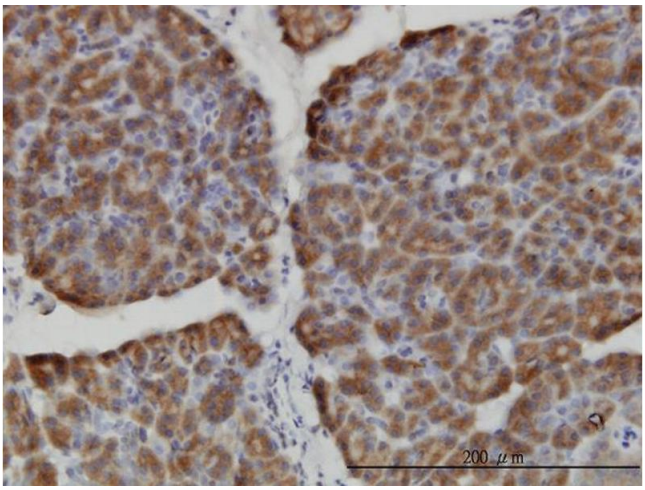

Immunostaining

Image 1. Immunoperoxidase of monoclonal antibody to HERC3 on formalin-fixed paraffin-embedded human pancreas. [antibody concentration 3 ug/ml]

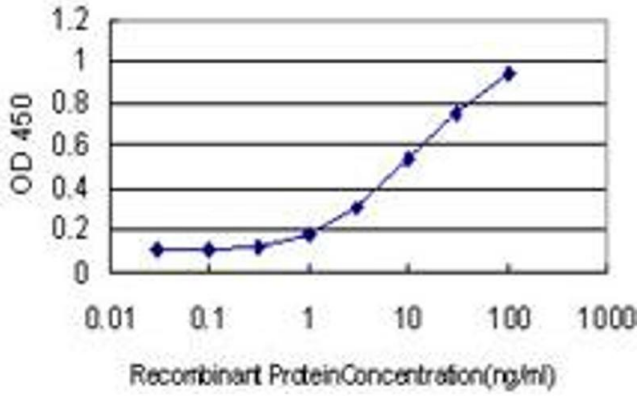

ELISA

Image 2. Detection limit for recombinant GST tagged HERC3 is approximately 0.1ng/ml as a capture antibody.

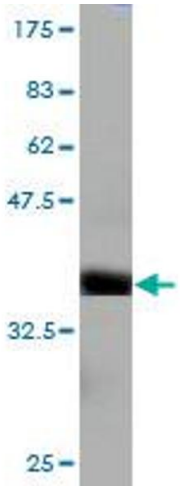

Western Blotting

Image 3. Western Blot detection against Immunogen (37.73 KDa) .