Datasheet for ABIN6939860

anti-Cytokeratin 1 antibody (C-Term)

3 Images

Go to Product page

Overview

Quantity:	100 µg
Target:	Cytokeratin 1 (KRT1)
Binding Specificity:	C-Term
Reactivity:	Human, Rat
Host:	Mouse
Clonality:	Monoclonal
Conjugate:	This Cytokeratin 1 antibody is un-conjugated
Application:	Immunohistochemistry (IHC), Staining Methods (StM)

Product Details

Immunogen:	A 13-amino acid peptide (VRFVSTSYSGVTR) from the C-terminus of human KRT1 protein
Clone:	LHK1
Isotype:	IgG2a kappa
Purification:	Purified by Protein A/G

Target Details

Target:	Cytokeratin 1 (KRT1)
Alternative Name:	KRT1 (KRT1 Products)
Background:	Keratins are a family of intermediate filament proteins that assemble into filaments through forming heterodimers of one type I keratin (keratins 9 to 23) and one type II keratin (keratins 1

Target Details

	to 8). Keratins demonstrate tissue and differentiation specific expression profiles. Cytokeratin 1 is a hetero-tetramer of two type I as well as two type II keratins, keratin-10 (KRT10). Keratin 1 is differentiation specific keratin that is one of the predominant keratins in suprabasal keratinocytes in stratified epithelia. Mutations in keratin 1 cause epidermolytic hyperkeratosis.
Molecular Weight:	67kDa
Gene ID:	38748
UniProt:	P04264

Application Details

Application Notes:	Positive Control: Skin or Cervix. Known Application: Immunohistochemistry (Formalin-fixed) (0.1-0.2 µg/mL for 30 min at RT)(Staining of formalin-fixed tissues requires boiling tissue sections in 10 mM citrate buffer, pH 6.0, for 10-20 min followed by cooling at RT for 20 minutes)Optimal dilution for a specific application should be determined.
Restrictions:	For Research Use only

Handling

Concentration:	200 µg/mL
Buffer:	10 mM PBS with 0.05 % BSA & 0.05 % azide.
Preservative:	Sodium azide
Precaution of Use:	This product contains Sodium azide: a POISONOUS AND HAZARDOUS SUBSTANCE which should be handled by trained staff only.
Storage:	4 °C,-80 °C
Storage Comment:	Antibody with azide - store at 2 to 8°C. Antibody without azide - store at -20 to -80°C. Antibody is stable for 24 months. Non-hazardous. No MSDS required.
Expiry Date:	24 months



SDS-PAGE

Image 1. SDS-PAGE Analysis Purified Cytokeratin 1 Mouse Monoclonal Antibody (LHK1). Confirmation of Integrity and Purity of Antibody.

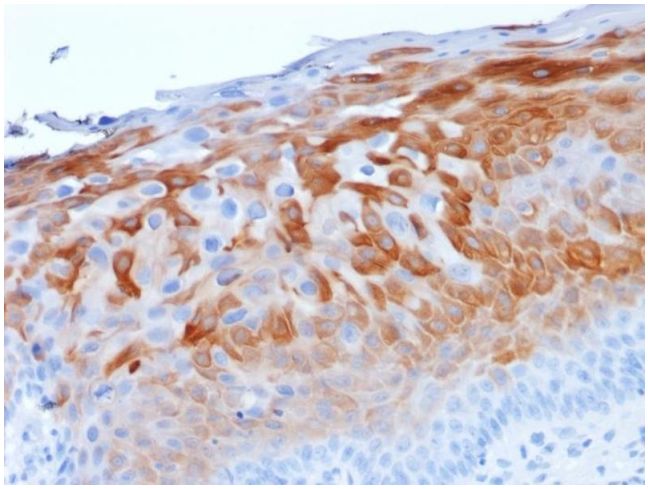

Immunohistochemistry

Image 2. Formalin-fixed, paraffin-embedded human Cervix stained with Cytokeratin 1 Mouse Monoclonal Antibody (LHK1).

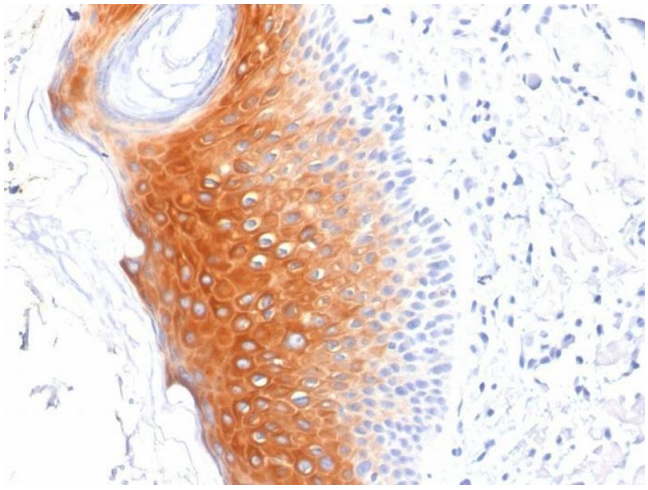

Immunohistochemistry

Image 3. Formalin-fixed, paraffin-embedded human Skin stained with Cytokeratin 1 Mouse Monoclonal Antibody (LHK1).