Datasheet for ABIN6994491

anti-C5A antibody (AA 678-751)

9 Images

Go to Product page

Overview

Quantity:	200 µL
Target:	C5A (C5a)
Binding Specificity:	AA 678-751
Reactivity:	Human
Host:	Rabbit
Clonality:	Polyclonal
Conjugate:	This C5A antibody is un-conjugated
Application:	Western Blotting (WB), Immunohistochemistry (IHC), Immunoprecipitation (IP), Immunocytochemistry (ICC)

Product Details

Purpose:	Polyclonal Antibody to Complement Component 5a (C5a)
Immunogen:	Recombinant Complement Component 5a (C5a) corresdonding to Thr678~Arg751 with N-terminal GST Tag
Isotype:	IgG
Specificity:	The antibody is a rabbit polyclonal antibody raised against C5a. It has been selected for its ability to recognize C5a in immunohistochemical staining and western blotting.
Purification:	Antigen-specific affinity chromatography followed by Protein A affinity chromatography

Target Details

Target:	C5A (C5a)

Target Details

Alternative Name:	Complement Component 5a (C5a Products)
Pathways:	Complement System, Carbohydrate Homeostasis

Application Details

Application Notes:	Western blotting: 0.5-2 µg/mL Immunohistochemistry: 5-20 µg/mL Immunocytochemistry: 5-20 µg/mL Optimal working dilutions must be determined by end user.
Comment:	The thermal stability is described by the loss rate. The loss rate was determined by accelerated thermal degradation test, that is, incubate the protein at 37°C for 48h, and no obvious degradation and precipitation were observed. The loss rate is less than 5% within the expiration date under appropriate storage condition.
Restrictions:	For Research Use only

Handling

Format:	Liquid
Buffer:	PBS, pH 7.4, containing 0.02 % Sodium azide, 50 % glycerol.
Preservative:	Sodium azide
Precaution of Use:	This product contains Sodium azide: a POISONOUS AND HAZARDOUS SUBSTANCE which should be handled by trained staff only.
Storage:	4 °C,-20 °C
Storage Comment:	Store at 4°C for frequent use. Stored at -20°C in a manual defrost freezer for two year without detectable loss of activity. Avoid repeated freeze-thaw cycles.
Expiry Date:	24 months

Copyright antibodies-online. All rights reserved.

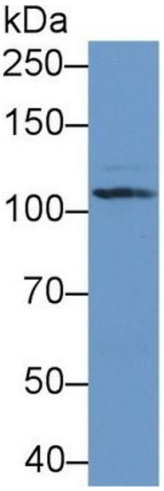

Western Blotting

Image 1. Detection of C5a in Human Serum using Polyclonal Antibody to Complement Component 5a (C5a)



Western Blotting

Image 2. Detection of Recombinant C5a, Human using Polyclonal Antibody to Complement Component 5a (C5a)

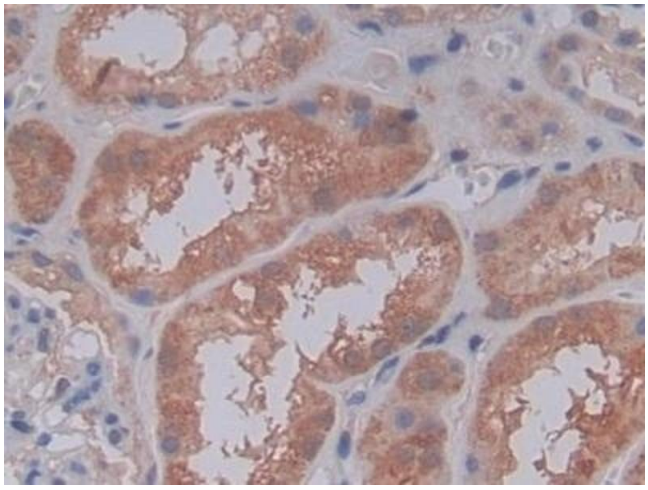

Immunohistochemistry

Image 3. Detection of C5a in Human Kidney Tissue using Polyclonal Antibody to Complement Component 5a (C5a)

Please check the product details page for more images. Overall 9 images are available for ABIN6994491.